



# THE ORACLE PRO

---

## User Manual

*"Know your bias. Know when to trust it."*

Multi-Timeframe Bias Engine

Multi-Factor Consensus

Synthetic Timeframe Architecture

Vector Consensus Divergence

Dual State Engine

20 Color Themes

EA-Ready Buffers

MERKAVA LABS

Version 1.00 — June 2026

# Overview

One sophisticated consensus. Up to three timeframes. One disciplined bias readout.

The Oracle Pro is a multi-timeframe **bias engine** for demanding and professional traders. It compresses **directional bias, conviction strength, multi-timeframe agreement and divergence warning** into one compact operating console. Instead of stacking disconnected indicators across several charts, you read one sophisticated multi-factor consensus. The default confirmed workflow favors causal closed-bar HTF states; HTF Forming Bar is optional live preview.

## A Bias Engine, Not a Signal Generator

The Oracle Pro is explicit about what it is. It is a **multi-timeframe, multi-factor bias indicator** that gives you disciplined directional *context*. It is **not** a signal generator: it does not promise entries, exits or profits. You trade your own setups in the direction of the bias, and you stand down when the consensus is fractured or low quality.

**⚠ Read this once and remember it:** the arrows and markers in The Oracle Pro are *context cues*, never trade instructions. The product promises honesty about market context — the setups, entries and exits remain yours.

## What Makes The Oracle Pro Different

Aspect	Typical MTF Tools	The Oracle Pro
Engine	Single oscillator or trend line	Multi-factor consensus across several market dimensions
MTF Data	Broker HTF (sync lag, repaint risk)	Synthetic HTF from M1; confirmed mode uses a 1-bar HTF shift
TF Ratios	Fixed platform ladder (M5/M15/H1)	Scale-optimal synthetic chains (e.g. M3/M9/M27)
Directional Engine	Fixed	Selectable: Trend State or Momentum State
Divergence	Pivot-based (needs future bars)	VCD slope-based, exhaustion early-warning
Output	Arrows or colors only	Bias + conviction + quality + scanner + buffers

## What You'll See on Chart

### Subwindow Bands

- **CTF Band:** current timeframe bias
- **HTF1 / HTF2 Bands:** higher-TF context
- **Conviction:** strong / weak per layer
- **VCD Darkening:** exhaustion warning column

### Panel & Scanner

- **Bias State:** per-layer BULL / BEAR
- **Quality Score:** 0–100 readout
- **Scanner:** multi-TF summary rows
- **Header Timer:** next-bar countdown

### Synthetic Timeframe Architecture

Higher timeframes are reconstructed from **M1 data** via cascaded feeds. In confirmed mode, HTF context is shifted by one bar so it remains causal and never look-ahead; HTF Forming Bar is live preview.

**💡 Workflow:** choose engine and TF structure, read bias and quality, and use VCD as a context warning.

# Quick Start

Get The Oracle Pro running in under a minute.

## Installation

When you purchase from MQL5 Market, The Oracle Pro is **automatically installed**. No manual file copying.

- 1 **Open MetaTrader 5**
- 2 **Navigator** → **Indicators** → **Market** — find The Oracle Pro
- 3 **Drag onto any chart** — the subwindow band, panel and scanner appear.

## Default Configuration

Setting	Default	What It Does
Signal Engine	Trend State	The directional-state engine driving bias
Trend Period	14	Base period for the Trend State engine
Timeframe Structure	1 TF (CTF only)	How many layers are active
HTF Resolution	Institutional	How higher timeframes are chosen
Base Ratio	x3	Synthetic ratio between adjacent layers
Enable VCD	On	Divergence early-warning layer
Color Theme	Quantum	One of 20 professional themes
Max Bars	2000	Calculation depth (0 = all available)

💡 The defaults are deliberately conservative: **Trend State on the current timeframe only**. This is already a strong, stable bias read on higher timeframes (above H1). Add HTF layers when you want more structural confirmation.

## Reading It in 30 Seconds

- 1 **Look at the band color** — bullish or bearish, strong (vivid) or weak (muted).
- 2 **Check the panel** — per-layer BULL / BEAR and whether the layers agree.
- 3 **Read the quality score** — higher means a more trustworthy context.
- 4 **Watch for VCD** — if the band darkens, consensus is fracturing.

### The Honest-Tool Principle

A bias filter is most valuable when it tells you *not* to act. When the layers disagree or the quality score is low, the context is contested: manage what you have, wait, and avoid new entries.

# The Dual State Engine

One indicator, two ways to read direction. Everything else stays identical.

The Oracle Pro lets you select the engine that drives the directional state through the `Signal Engine` input. The consensus, the panel, the scanner, the quality score and the EA buffers all behave identically — only the source of the directional state changes.

## Trend State (Default)

Trend State is a **calm, persistent directional-state engine**. It is built to read the structural direction of a market and hold it until the structure genuinely changes, rather than reacting to every wiggle.

- **Already optimized for the current timeframe alone on higher timeframes (above H1)**. Where trends persist, Trend State on the CTF by itself is a strong, stable bias read — no extra layers required.
- **Adding HTF layers increases safety and confirmation** — but it also *reduces the frequency of bias changes considerably*. Fewer flips, more inertia. This is the trade-off, and it is intentional.
- Best for swing, position and disciplined intraday traders who want a directional anchor they can trust.

## Momentum State

Momentum State is a **faster, more reactive engine**. It tracks direction through a tighter, volatility-aware mechanism that flips sooner.

- **Captures quicker moves earlier** — useful for scalping and lower timeframes where responsiveness matters.
- **At the cost of more false flips**. Faster reaction necessarily means more whipsaw in choppy conditions. This is a deliberate exchange of cleanliness for speed.
- Best when you actively manage entries and want the bias to turn with the move rather than after it.

## Choosing Between Them

Dimension	Trend State	Momentum State
Character	Calm, persistent	Fast, reactive
Flip frequency	Low (more inertia)	Higher (more flips)
False signals	Fewer	More
Best timeframes	H1 and above (CTF alone works)	Lower TFs, scalping
Best for	Swing, position, disciplined intraday	Scalping, fast execution

**⚠️ Neither engine is a prediction.** Both produce a directional *bias* on closed bars. Momentum State reacting faster does not make it more accurate — it makes it more sensitive, which is an advantage on fast moves and a liability in chop. Match the engine to your timeframe and style.

**💡 Conviction tiers apply to both engines.** Whichever engine you pick, the band shows the bias direction plus a strong / weak conviction tier, so you always see not just *which way* the bias leans but *how committed* it is.

# Synthetic Timeframe Architecture

Build timeframe chains the platform cannot offer — and explore the real fractal structure of price.

Standard platforms restrict you to a fixed timeframe ladder (M1, M5, M15, M30, H1, H4, D1, W1) whose ratios were chosen for human convenience, not market structure — and the intermediate timeframes platforms added later carry a documented one-tick delay defect. The Oracle Pro sidesteps both by reconstructing higher timeframes **synthetically from M1 data**.

## How It Works

Step	What Happens
<b>Aggregation</b>	Synthetic bars are built directly from M1: open = first M1 open, high = max, low = min, close = last M1 close, volume = sum.
<b>Closed-bar rule</b>	A synthetic bar is treated as closed only when all its constituent M1 bars have arrived.
<b>Confirmed HTF shift</b>	In the default confirmed workflow, higher-timeframe state is read shifted by one bar, so context remains causal — never look-ahead, never repaint. HTF Forming Bar is an optional live preview.

## Real Fractal Dimensions

Because chains are synthetic, you are no longer forced into the arbitrary M5 → M15 → H1 jumps. You can build **scale-optimal chains the standard ladder cannot express** — for example **M3 / M9 / M27** — and read the market across genuinely independent scales.

This matters because the optimal ratio between adjacent timeframes is not arbitrary. Merkava Labs research converges on a base ratio near **3x** as the scientifically optimal separation — and shows it is *not constant*: it should grow toward higher timeframes. At intraday scales price is rougher, so tighter ratios (~3x) keep adjacent layers independent; at daily and above, trends persist longer, so wider ratios (4–6x) separate real trend layers. A single fixed ratio cannot serve both ends — which is exactly why synthetic chains matter, and why The Oracle Pro's ratio presets let you align your stack with this structure instead of fighting it.

## Timeframe Structure

Structure	Active Layers	Typical Use
1 TF (CTF only)	Current timeframe	Default. Strong, stable bias above H1 with Trend State.
2 TF (CTF + HTF1)	+ first higher TF	Intraday with higher-timeframe context.
3 TF (CTF + HTF1 + HTF2)	Full stack	Swing trading with full structural confirmation.

## HTF Resolution Modes

Mode	Behavior
<b>Institutional</b>	Automatic higher-timeframe ladder consistent across the Merkava Labs workflow.
<b>Manual Timeframes</b>	You pick the exact HTF1 / HTF2 timeframes.
<b>Ratio Preset</b>	Synthetic chain built from a base ratio (x2, x3, x4, x6). Default x3.

**⚠ More layers = more confirmation, far fewer bias changes.** Especially with Trend State, enabling HTF1 / HTF2 makes the bias safer but markedly slower to change. Choose your structure to match how often you want the bias to move.

# Consensus Bands & Panel

The consensus is the engine room; the bands and panel are how you read it.

## The Multi-Factor Consensus

The directional readout is not a single oscillator. It is a **sophisticated multi-factor consensus** built from proprietary indicators and optimized algorithms spanning several distinct market dimensions. Aggregating independent dimensions is what makes the consensus more robust than any one component — a single indicator captures one view of the market; the consensus captures many and resolves them into one disciplined bias.

## The Three Bands

The subwindow shows up to three histogram bands — CTF, HTF1, HTF2 — depending on your structure. Each band encodes two things at once:

Encoding	Meaning
Direction	Bullish or bearish bias for that layer.
Conviction tier	<b>Strong</b> (vivid) = high conviction · <b>Weak</b> (muted) = low conviction.

The right edge of the subwindow carries small labels identifying each active layer (the CTF and the resolved HTF1 / HTF2 timeframes).

## The Panel

The optional panel is the diagnostic source of truth. For each active layer it shows the bias state and conviction, and it summarizes how the layers align. A header timer counts down the next bar.

### Layers Agree

CTF, HTF1 and HTF2 all lean the same way — the context is aligned and the quality score rises.

### Layers Disagree

Layers point different ways — the context is contested. Quality falls; treat it as "not now".

## The Consensus Shift Marker

An optional on-chart line marks where the aligned consensus changes. It is drawn on confirmed bars and can sit behind price for a clean chart. Like everything else in The Oracle Pro, it is a **context cue**, not a trade instruction.

💡 **Bands for the glance, panel for the detail.** Use the band color for an instant read of direction and conviction; use the panel when you need the exact per-layer state and the quality score.

# Quality Score & Scanner

How trustworthy is the current context, and what does the rest of the board look like?

## The Quality Score (0–100)

The quality score is a fast read of how much you can trust the current bias. It is a composite of three honest components:

Component	What It Rewards
<b>Vote margin</b>	How decisively the multi-factor consensus leans one way on the current timeframe.
<b>Bias stability</b>	How long the bias has held its current direction — freshly flipped bias scores lower.
<b>Layer alignment</b>	How many of the active timeframes agree with the current-timeframe direction.

A high score means a decisive, stable, well-aligned context. A low score means the opposite — a contested context where standing aside is usually the disciplined choice.

### How to use it

Treat the quality score as a gate, not a signal. **High** → the context supports acting on your own setups in the bias direction. **Low** → the context is contested; manage existing positions, wait for clarity, avoid new entries.

## The Scanner

The optional scanner panel applies the same product logic across multiple timeframe rows, giving you a board-level view without opening extra charts. Each row reports the bias for that timeframe so you can see, at a glance, where agreement is building and where it is breaking down.

## Decision Workflow

### Putting it together

**Strong bias + high quality + aligned layers** → act on your setups with conviction

**Strong bias + moderate quality** → act with reduced size, watch the layers

**Low quality / disagreeing layers** → stand aside

**VCD active** → consensus is fracturing; tighten context, avoid weak continuation

💡 The scanner and panel never override your judgment. They compress the board into one view so your own decision is faster and better informed.

# Vector Consensus Divergence

An early-warning layer for trend exhaustion — exclusive to The Oracle Pro.

## The Problem With Classical Divergence

Classical divergence detection relies on pivot points — local extremes that, by definition, can only be confirmed using *future* bars. That forces an impossible choice: either wait several bars for confirmation (lag), or guess and repaint when wrong. It is also a single point of failure, resting on one oscillator.

## The VCD Approach

VCD changes what is measured. Instead of comparing discrete pivot points on one indicator, it compares **continuous slope vectors**: the slope of price against the slope of the multi-model consensus, using only historical closed-bar data.

### What VCD detects

When **price keeps moving one way** while the **multi-model consensus starts leaning the other way**, the current trend is losing internal agreement. VCD flags this as a potential trend-exhaustion warning — updated every bar, with no pivot-confirmation lag and no repaint.

## The Unified Warning Column

VCD monitors consensus across every enabled timeframe. When divergence is detected, the histogram bands shift to darker color variants together — creating an unmistakable vertical "warning column" across all active layers. One glance tells you the consensus is fracturing; no scanning required.

## You Control Sensitivity

Control	Effect
<b>Min Indicators Diverging</b>	How many of the underlying indicators must diverge before VCD activates (4, 5, 6 or 7 of 7). Higher = stricter, fewer warnings.
<b>Threshold Mode</b>	Fixed percentage, ATR-based, or adaptive standard-deviation thresholds for the slope test.
<b>Dark Histogram / Arrows</b>	Show the darkened warning column and optional on-chart VCD arrows.

**⚠️ VCD is an early warning, not a reversal predictor.** A divergence means the trend is losing internal agreement — it does not promise a reversal. Use it as a filter and a context cue: tighten stops, avoid weak continuation entries, or prepare for a possible regime shift with more discipline. In a strong trend, a contrary VCD may mark only a pullback.

**💡 Best practice:** combine VCD with the consensus direction and the quality score. VCD answers "is the current trend tiring?"; the bias and quality answer "which way, and how much do I trust it?".

# Complete Input Reference

Inputs are grouped exactly as they appear in the indicator settings dialog. The defaults shown are the shipping configuration.

Group	Input	Default	Description
<b>Sensitivity</b>	Signal Engine	Trend State	Directional engine: Trend State (calm) or Momentum State (fast).
	Trend Period	14	Base period for the Trend State engine.
	Momentum Deviation	Fixed	Momentum State deviation mode: Fixed or Adaptive Mild.
	Timeframe Structure	1 TF (CTF only)	Active layers: CTF only, CTF + HTF1, CTF + HTF2, or all three.
	HTF Resolution	Institutional	How higher timeframes are chosen: Institutional, Manual, Ratio Preset.
	HTF1 Timeframe	1st Higher TF	First higher-timeframe target (Manual mode), or auto.
	HTF2 Timeframe	2nd Higher TF	Second higher-timeframe target (Manual mode), or auto.
	Base Ratio	x3	Synthetic ratio between adjacent layers (x2–x6) in Ratio Preset.
	HTF Forming Bar	false	Preview the forming HTF bar; default favors confirmed HTF states.
<b>Quality Filter</b>	Enable VCD	true	Turn the Vector Consensus Divergence layer on/off.
	Threshold Mode	ATR-based	Slope threshold basis: Fixed %, ATR-based, or StdDev (adaptive).
	ATR Period	14	ATR period for ATR-based thresholds and arrow offsets.
	ATR Multiplier	1.0	Multiplier for the ATR threshold (ATR mode).
	Price / StdDev params	0.15 / 1.5 / 50	Price threshold % (Fixed), StdDev multiplier and lookback (StdDev).
	Min Indicators Diverging	6 of 7	How many indicators must diverge before VCD activates (4–7).
<b>Appearance</b>	Color Theme	Quantum	One of 20 professional themes (shared Merkava library).
	Chart Background	Off	Off / themed dark / themed light background.
<b>Signals</b>	Shift Line	true	Show the consensus shift marker on chart.
	Shift Line Style / Width	Solid / 2	Style, width and behind-price option for the shift marker.
	Shift Bull / Bear Color	Theme	Override colors for the shift marker (default = theme).
	VCD Arrows	true	Draw arrows at VCD transitions.
	Dark Histogram	true	Darken the bands into a warning column when VCD is active.
	VCD Arrow Style / Width / Color	Diamonds / 2 / Theme	Appearance of VCD arrows.
<b>Panel</b>	Show Panel	true	Toggle the diagnostic panel.
	Show Scanner	true	Toggle the multi-timeframe scanner.
	Show Header Timer	true	Next-bar countdown in the panel header.
	Font / Size / Offsets	Segoe UI / 11 / —	Panel and scanner font, size and screen position.
<b>Alerts</b>	Alert on Consensus Shift / VCD	false	Fire alerts on consensus shift and/or VCD events.
	Popup / Sound / Push / Email	Popup+Sound	Alert delivery channels.
<b>Performance</b>	Max Bars	2000	Calculation depth (0 = all available).

## Cross-Asset Workflow

The same configuration works across **Forex, Crypto, Indices, Metals, Energy and Stocks**. The synthetic architecture and the multi-factor consensus handle very different volatility profiles without per-symbol retuning.

## Color Themes

20 themes from the **Quantum Color Theme** library shared across all Merkava Labs products. Each band uses four theme slots: strong / weak × bull / bear, so conviction is always visible. An optional themed chart background is available.

# EA Integration


Read bias, divergence, quality and scanner state from your Expert Advisor.


## Basic iCustom Call

```
int handle = iCustom(_Symbol, PERIOD_CURRENT, "Market\\The Oracle Pro");
double ctf[];
CopyBuffer(handle, 0, 0, 3, ctf); // CTF consensus
double bias = ctf[1]; // read the confirmed (closed) bar
```

## Public Buffer Contract


Buffer	Content	Values
0	<b>CTF Consensus</b>	Signed bias state for the current timeframe
1	<b>HTF1 Consensus</b>	Signed bias state for HTF1 (or EMPTY if inactive)
2	<b>HTF2 Consensus</b>	Signed bias state for HTF2 (or EMPTY if inactive)
3	<b>Consensus Buy</b>	Event flag (+1) on a bullish consensus shift, else EMPTY
4	<b>Consensus Sell</b>	Event flag (-1) on a bearish consensus shift, else EMPTY
5	<b>VCD Buy</b>	Event flag (+1) on a bullish VCD event, else EMPTY
6	<b>VCD Sell</b>	Event flag (-1) on a bearish VCD event, else EMPTY
7	<b>Quality</b>	0–100 quality score
8	<b>Scanner Bias</b>	Current scanner summary: +1 bull, -1 bear, 0 neutral; historical bars EMPTY

 **Buffer 0 (CTF Consensus)** is the simplest integration: positive = bullish bias, negative = bearish, with magnitude reflecting conviction. Combine with Buffer 7 (Quality) to gate on context strength.

 **Always read the confirmed bar.** For anti-repaint logic, read bar index [1] (the last closed bar), never bar [0] (the forming bar). The default confirmed workflow uses closed bars and a one-bar higher-timeframe shift; HTF Forming Bar is a discretionary live preview.

## The Merkava Ecosystem

The Oracle Pro is built on the same **synthetic timeframe architecture** that powers Meridian Pro and the wider Merkava Labs lineup — all higher timeframes derived from M1 data through cascaded feeds, eliminating the classic problems of retail MTF indicators (repaint, sync lag, broker-dependent HTF quality). Vector Consensus Divergence is exclusive to The Oracle Pro.

 **EA visibility:** the public buffers above are the stable contract. Internal render buffers are hidden from the Data Window but the semantic buffers remain available through CopyBuffer.

# FAQ & Support

---

## Frequently Asked Questions

### Is The Oracle Pro a signal generator?

No. It is a multi-timeframe, multi-factor **bias engine**. It gives directional context and warnings; it does not promise entries, exits or profits. You trade your own setups in the direction of the bias.

### Does it repaint?

The default confirmed workflow is designed for causal, closed-bar reading with a one-bar higher-timeframe shift. For anti-repaint logic and EAs, read the confirmed bar. If you enable HTF Forming Bar, you are intentionally viewing a live preview of the forming higher-timeframe bar and should treat it as discretionary context, not as a confirmed automation state.

### Which engine should I use?

Trend State (default) for calm, persistent bias — excellent on the current timeframe alone above H1. Momentum State for faster reaction on lower timeframes and scalping, accepting more frequent flips.

### Why does adding HTF layers make the bias change less often?

Requiring agreement across more timeframes is a stricter condition, so the bias flips less and holds longer — more confirmation and safety in exchange for fewer changes. Especially pronounced with Trend State.

### Why do some higher-timeframe rows show "—" at startup?

The synthetic engine needs time to build history from M1 data; higher timeframes take longer. Allow 10–30 seconds after loading.

### Can I build non-standard timeframe chains like M3/M9/M27?

Yes. Use Ratio Preset mode and choose a base ratio (default x3). The Oracle Pro constructs the synthetic chain from M1 data, free of the broker intermediate-timeframe defect.

### Can I use it in Strategy Tester?

Yes. The Oracle Pro is Strategy Tester compatible. Use the public buffers (CTF/HTF1/HTF2 consensus, VCD, quality, scanner bias) for automated testing.

### Multiple instances?

Safe to run on multiple charts simultaneously. Each instance maintains its own prefix and state.

### Which assets work best?

The Oracle Pro works across Forex, crypto, indices, metals, energy and stocks without retuning. As with any bias tool, higher timeframes give the most stable context.

## Before Contacting Support

1. Ensure you have the **latest version** from MQL5 Market
2. Wait 30 seconds after loading for all higher-timeframe rows to populate
3. Test on a **demo account** first

## Contact

### Merkava Labs

Website: [www.merkavalabs.com](http://www.merkavalabs.com)

Email: [contact@merkavalabs.com](mailto:contact@merkavalabs.com)

MQL5: Private message via Market product page

**Risk Disclaimer:** Trading involves substantial risk. The Oracle Pro is a technical analysis and decision-support tool, not financial advice. It does not promise profits and does not replace risk management, position sizing or trader judgment. Past performance does not guarantee future results. Only trade capital you can afford to lose.

© 2026 Merkava Labs. All rights reserved.

Version 1.00 — June 2026